

KOLARC

BUILDING THE FUTURE



Robotic Interfaces

Ethernet

Others



DeviceNet

EtherNet/IP

CANopen



PROFINET

EtherCAT



XM600 W

Pulse



XM500 W

Pulse



TECHNICAL SPECIFICATIONS

Input Voltage	400 V
Mains Voltage Tolerance	- 10 % / + 15 %
Minimum Welding Current	10 A
Maximum Welding Current	600 A
MIG Duty Cycle, 40°C	600 A %40, 500 A %60, 400 A %100
TIG Duty Cycle, 40°C	600 A %40, 500 A %60, 400 A %100
MMA Duty Cycle, 40°C	600 A %40, 500 A %60, 400 A %100
Open – Circuit Voltage	63 V - 82 V
Factory Delivered Roller	1.0 + 1.2 mm / Steel
Weight	Liquid Cooled , 107 kg
Standard Accessories	5m Power Cable (4 x 6mm ²) 5m Earth Clamp (95mm ²) Interconnection H.P (5m)
Dimensions (W, L, H)	532mm x 974mm x 1270mm
Certification	CE

Input Voltage	400 V
Mains Voltage Tolerance	- 10 % / + 15 %
Minimum Welding Current	10 A
Maximum Welding Current	500 A
MIG Duty Cycle, 40°C	500 A %60, 400 A %100
TIG Duty Cycle, 40°C	500 A %60, 400 A %100
MMA Duty Cycle, 40°C	500 A %60, 400 A %100
Open – Circuit Voltage	63 V - 82 V
Factory Delivered Roller	1.0 + 1.2 mm / Steel
Weight	Liquid Cooled , 107 kg
Standard Accessories	5m Power Cable (4 x 4mm ²) 5m Earth Clamp (70mm ²) Interconnection H.P (5m)
Dimensions (W, L, H)	532mm x 974mm x 1270mm
Certification	CE

XM450 W

Pulse



400 V
- 10 % / + 15 %
10 A
450 A
450 A %40, 360 A %60, 300 A %100
450 A %40, 360 A %60, 300 A %100
450 A %40, 360 A %60, 300 A %100
63 V - 82 V
1.0 + 1.2 mm / Steel
Liquid Cooled , 94 kg
5m Power Cable (4 x 4mm²)
5m Earth Clamp (70mm²)
Interconnection H.P (5 m)
532mm x 974mm x 1178mm
CE

XM350 W

Pulse



400 V
- 10 % / + 15 %
10 A
350 A
350 A %40, 300 A %60, 250 A %100
350 A %40, 300 A %60, 250 A %100
350 A %40, 300 A %60, 250 A %100
63 V - 82 V
1.0 + 1.2 mm / Steel
Liquid Cooled , 94 kg
5m Power Cable (4 x 2.5mm²)
5m Earth Clamp (50mm²)
Interconnection H.P (5 m)
532mm x 974mm x 1178mm
CE

XM350 CW

Pulse



400 V
- 10 % / + 15 %
10 A
350 A
350 A %40, 300 A %60, 250 A %100
350 A %40, 300 A %60, 250 A %100
350 A %40, 300 A %60, 250 A %100
63 V - 82 V
1.0 + 1.2 mm / Steel
Liquid Cooled , 88 kg
5m Power Cable (4 x 2.5mm²)
4m Earth Clamp (50mm²)
Gas Hose (1.5m)
532mm x 860mm x 974mm
CE

XM350 C

Pulse



400 V
- 10 % / + 15 %
10 A
350 A
350 A %40, 300 A %60, 250 A %100
350 A %40, 300 A %60, 250 A %100
350 A %40, 300 A %60, 250 A %100
63 V - 82 V
1.0 + 1.2 mm / Steel
Air Cooled , 42 kg
4m Power Cable (4 x 2.5mm²)
5m Earth Clamp (50mm²)
Gas Hose (1.5 m)
532mm x 624mm x 974mm
CE

XM300 C

Pulse



400 V
- 10 % / + 15 %
10 A
300 A
300 A %30, 200 A %100
300 A %30, 200 A %100
300 A %30, 200 A %100
63 V - 82 V
1.0 + 1.2 mm / Steel
Air Cooled , 34 kg
4m Power Cable (4 x 2.5 mm²)
5m Earth Clamp (35 mm²)
Gas Hose (1.5 m)
260mm x 650mm x 450mm
CE

XM220 C

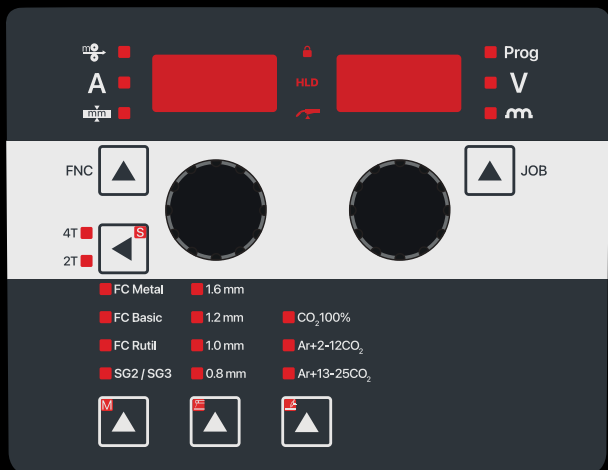
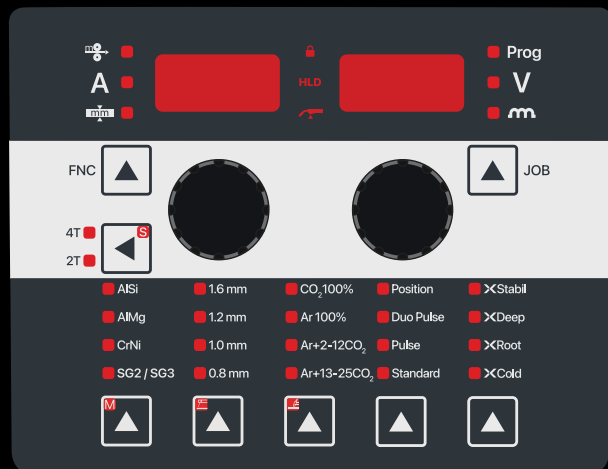
Pulse



230 V
- 10 % / + 15 %
10 A
220 A
220 A %30, 120 A %100
220 A %30, 120 A %100
220 A %30, 120 A %100
63 V - 82 V
1.0 + 1.2 mm / Steel
Air Cooled , 34 kg
4m Power Cable (4 x 2.5mm²)
5m Earth Clamp (25mm²)
Gas Hose (1.5m)
260mm x 650mm x 450 mm
CE

Whether Manual Or Robotic.

Experience 406* welding programs

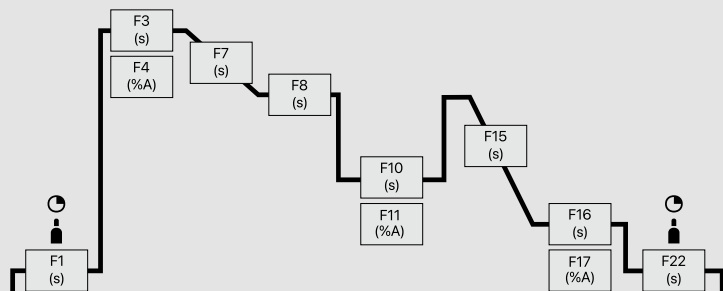


Intuitive User Interface

Standard-Pulse		0.8	1.0	1.2	1.6
SG2 / SG3 G3Si1 / G4Si1	Ar+18%CO ₂	8	10	12	16
	Ar+10%CO ₂	18	20	22	26
	CO ₂ 100%	28	30	32	36
CrNi	318 / 1.4576	38	40	42	46
	316 / 1.4430	68	70	72	76
	310 / 1.4842		520	522	
	309 / 1.4332	538	540	542	546
	308 / 1.4316	58	60	62	66
	307 / 1.4370	48	50	52	56
	Duplex 2209	78	80	82	86
	Duplex 2209 1.4462	Ar+20%He+2%CO ₂	88	90	92
CuSi	Ar100%	178	180	182	186
	Ar+2.5%CO ₂	558	560	562	566
CuAl	Ar100%	188	190	192	196
	Ar100%	198	200	202	206
CuSi Brazing	Ar+2.5%CO ₂	208	210	212	216
	Ar100%	218	220	222	226
CuAl Brazing	Ar+2.5%CO ₂	228	230	232	236
	Ar100%	118	120	122	126
AlMg4,5 Mn	Ar+30%He	128	130	132	136
	Ar100%	530	532	536	
AlMg3	Ar100%	138	140	142	146
	Ar+30%He	148	150	152	156
AlSi	Ar100%	158	160	162	166
	Ar+30%He	168	170	172	176
Al99	Ar100%				
	Ar+30%He				
Flux Cored Wire		0.8	1.0	1.2	1.6
Steel / FluxCore Metal	Ar+18%CO ₂	238	240	242	246
	Ar+18%CO ₂	248	250	252	256
Steel / FluxCore Rutil	CO ₂ 100%			262	266
	Ar+18%CO ₂			602	
Steel / FluxCore Basic	Ar+18%CO ₂			272	276
	Ar+18%CO ₂			282	286
CrNi / FluxCore Rutil	CO ₂ 100%			292	296
	Ar+18%CO ₂			592	
CrNi / FluxCore Rutil	CO ₂ 100%			292	296
Steel FluxCore High Str.	Ar+18%CO ₂			592	
Steel / FluxCore Rutil	Self Shielded	720	722		

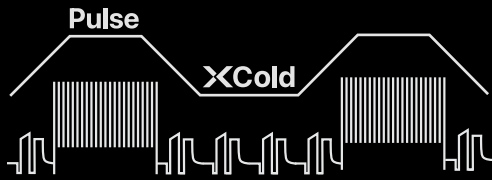
Application		
MG/MAG Manual		4
TIG (Lift Arc)		5
MMA		6
Gouging		7

XDeep - Pulse		0.8	1.0	1.2	1.6	
SG2 / SG3 G3Si1 / G4Si1	Ar+18%CO ₂	298	300	302	306	
	Ar+10%CO ₂	308	310	312	316	
		620	622	626		
CrNi	318 / 1.4576			640	642	
	316 / 1.4430			660	662	
	310 / 1.4842			670	672	
	309 / 1.4332			320	322	
	308 / 1.4316			632	638	
	307 / 1.4370			650	652	
	Duplex 2209 1.4462			650	652	
	Duplex 2209 1.4462	Ar100%			332	336
AlSi	Ar100%			342	346	
	Ar100%			352	356	
CrNi / FluxCore Metal	Ar+18%CO ₂	608	610	612	616	
	Ar100%			1.0	1.2	
XRoot - Pulse		0.8	1.0	1.2	1.6	
SG2 / SG3 G3Si1 / G4Si1	Ar+18%CO ₂			360	362	
	CO ₂ 100%			370	372	
	Ar+10%CO ₂			500	502	
				510	512	
XCold - Pulse		0.8	1.0	1.2	1.6	
SG2 / SG3 G3Si1 / G4Si1	Ar+18%CO ₂	378	380	382	386	
	CO ₂ 100%	388	390	392		
	Ar+10%CO ₂			510	512	
				510	512	
CrNi	318 / 1.4576			678	680	
	316 / 1.4430			698	700	
	308 / 1.4316			398	400	
	307 / 1.4370			688	690	
	Duplex 2209 1.4462			708	710	
	Duplex 2209 1.4462	Ar100%			410	412
	AlMg4,5 Mn	Ar100%			420	422
		Ar100%			430	432
CuSi Brazing	Ar100%	438	440	442		
	Ar100%	448	450	452		
AlSi Brazing	Ar100%			460	462	
	Ar100%			470	472	
ZnAl Brazing	Ar100%			490	492	
ZnAl (St to Al Welding)	Ar100%			490	492	
Mg / Mg	Ar+30%He			572	576	
				572	576	
Cladding		0.8	1.0	1.2	1.6	
NiCr-6625 / 2.4831	Ar+30%He	100	102	106		
	Ar+20%He+2%CO ₂	110	112	116		
NiCr-6617 / 2.4627	Ar+30%He			552	556	
	Ar+2.5%CO ₂			542	546	
CrNi / 309-2312 / 1.4332	Ar100%			532	536	
Co - Based	Ar100%			532	536	



Function	Description	Min	Max
F1	Gas pre-flow (s)	0	10
F2	Start wire speed (m/min)	1.5	11
F3	Start time (s)	0	10
F4	Start current (%)	1	200
F5	Start arc correction(V)	-9.9	+9.9
F7	Start slope (s)	0	5
F8	Duo peak time (s)	0.05	10
F10	Duo base time (s)	0.05	10
F11	Duo base amper (%)	1	100
F12	Duo base arc correction (v)	-9.9	+9.9
F15	End down slope (s)	0	10
F16	End time (s)	0	10
F17	End current (%)	1	200
F18	End arc correction (V)	-9.9	+9.9
F20	End burn back (-)	0	15
F21	End wire cut mode (-)	0	2
F22	Gas post-flow (s)	0	10
F23	Smart trigger (-)	0	1
F24	Penetration stabilizer (m/min)	0	10

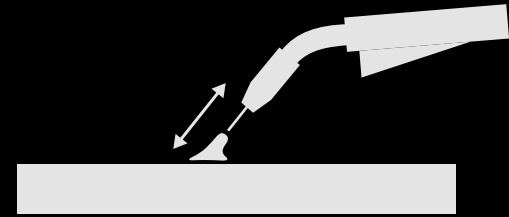
Function	Description	Min	Max
F25	Hot start time (s)	0	10
F26	Hot start current (%)	1	200
F27	Arc force (-)	-50	+50
F28	Antistick (s)	0	2
F29	VRD function (-)	0	1
F34	Tack/stich mode (-)	0	2
F35	Cooling mode (-)	0	4
F36	Motor current (A)	0	-
F37	Motor current limit (A)	0.7	7
F38	Auto load default values (-)	0	1
F39	Motor control firmware (-)	-	-
F40	Power control firmware (-)	-	-
F41	Arc on time (h)	0	-
F42	Machine on time (h)	0	-
F45	Wire speed correction (m/min)	-2	+2
F48	Status light template	0	4
F49	Working mode	0	9
F50	RL cable calibration (mOhm)	0	30
F31	TIG V stop limit (V)	-	-
F32	TIG comfort stop sensitivity (V)	-2	+2




Position



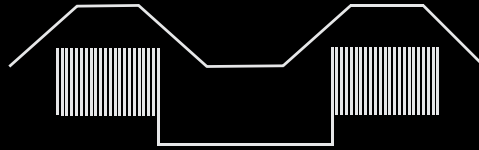
**4x4 Rollers
Wire Drive**



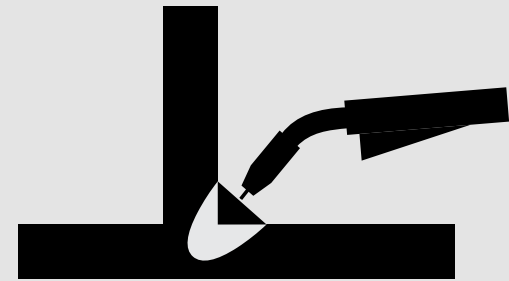
XCStabil




Duo Pulse



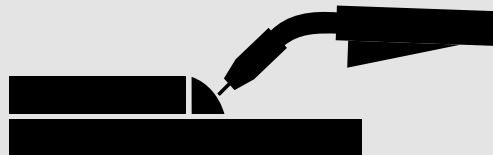
Twin



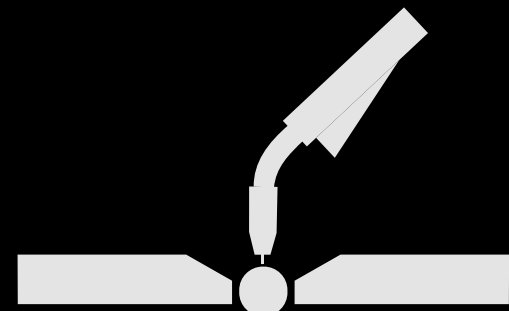
XCDeep



Pulse



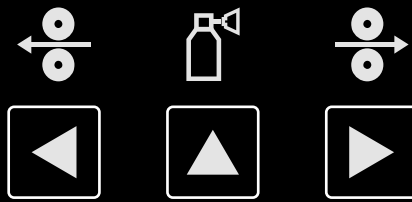
XC Cold



XCRoot



25.000 PPS
Wire Speed Control
Perfect Feedability



Wire Push
Pull-Back
Gas Testing



Spool Cover
With Wire
View

99

Program
Memory



Intelligent
Cooling

RL

Torch and Cable
Calibration



Hose Pack
Support



Torch



Military
Connector

IP23 Design

Compact Wire Feeder

Industrial Wheels

Wire Feeder Wheels*

Ergonomic Robust Modular Design

Aluminum Gun Holder

Spatter Free Ignition

Wire Cut Function for Perfect Ignition

Wire Feeding Unit with LED Lighting

MMA Connection on Wire Feeder

Gas Saving System

Gas Filter

Coolant Liquid Filter

Extension Cable Holder

External Changable Couplings

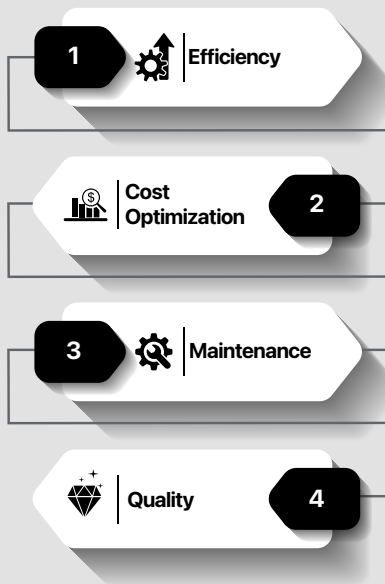
Double Setscrew Plugs

Brass-Nut Sockets

* Optional

KOLARC
.CLOUD


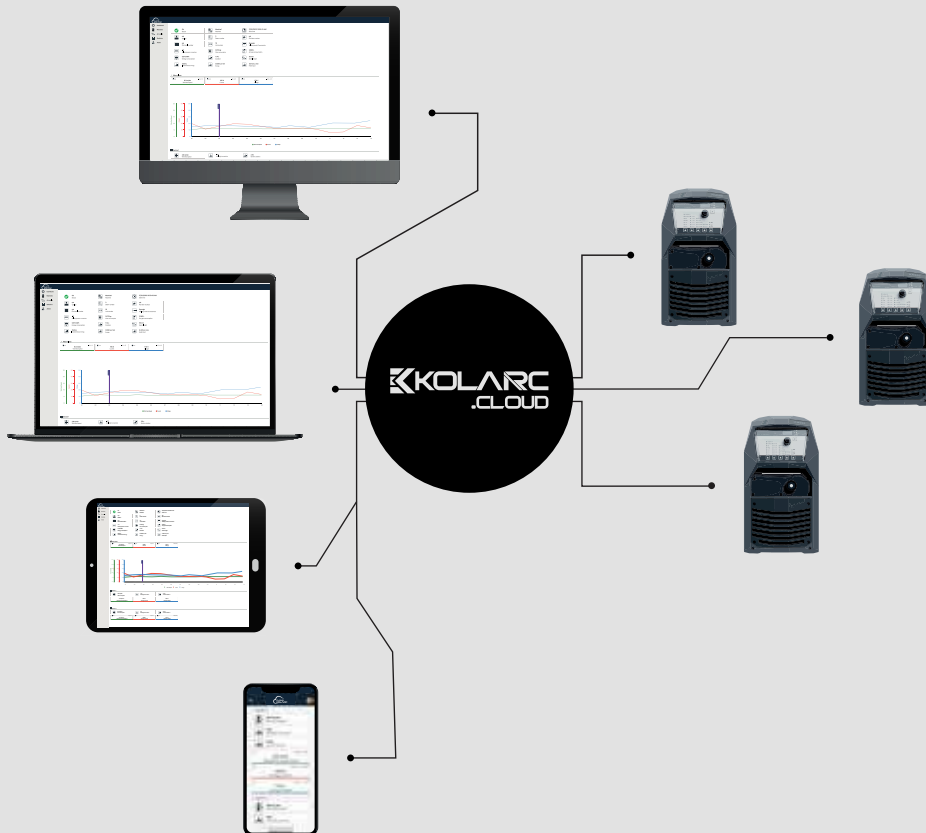
KOLARC



WiFi Bluetooth

LoRaWAN N

Ethernet
USB Type-C



www.kolarc.com